

Best practice 1- Geography cartography workshop

Introduction-

Use of maps in and in the teaching of geography and history it is essential to complete the map reading the maps reading map using symbolic signs. Preparation of larger maps from the smaller maps from the textbooks. It was organized to develop the skills of map preparation.

Need-

Student teachers do not get proper maps for teaching Geography. They had to prepare construct the maps they should be able to prepare maps so that they can take their lessons effectively. They should get pleasure in maps preparation.

Importance

It is important in in-service training and pre service training. Student teachers understand the importance of preparing maps.

Objectives –

1. To develop the skill of making larger map from the small map, purposeful maps.
2. To highlight the importance of map reading in the Geography.
4. To develop the skill of preparing maps during internship.

Time table of the workshop-

Two day's guidance for preparing maps second day exhibition of maps prepared and presentation.

Material required for the Workshop

Drawing papers two, pencil, Eraser, meter scale, colour box, brushes, water, bowl, Geography textbooks **procedure of developing the map**--First select any map from the Geography textbook and take its Xerox. Prepare a grid of 1 semi scale on that map in the same manner take 3 semi scale and prepare that grid on drawing paper prepare the borders of the map as like small network on large drawing paper. Expected map is formed.

Outcome –

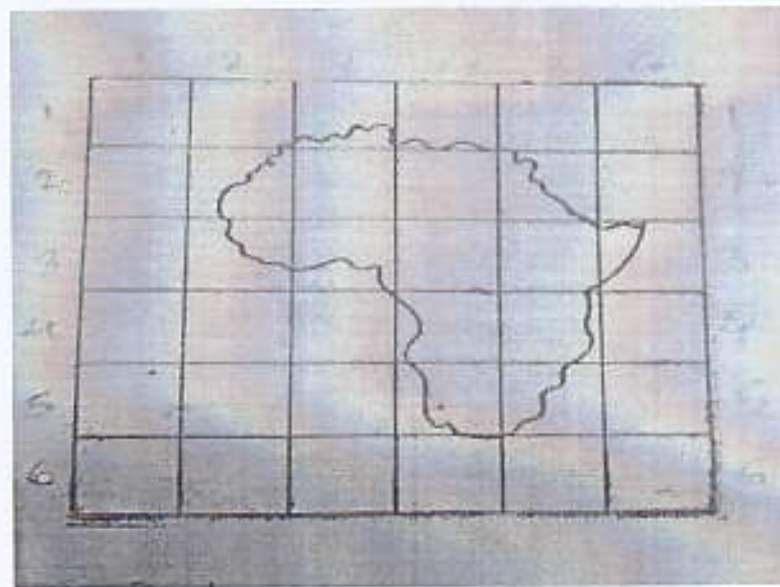
1. Student teachers get confidence in preparing purposeful maps in micro teaching, integrated teaching and practice lessons

2. Every year student teachers prepare purposeful maps and use them in their lessons in school internship programme, they inspire their students and organise exhibition of them.

Map Creation Workshop

Stage : 1

Small Map in the Book




Creating a new map according to the Scale

Stage :2



Proportionately larger map from Smaller makashas

Stage : 3




Best Practice2- Maher magazine

College magazine-A College magazine is an essential part of college life, it encourages the student teachers to practice writing, by affording opportunities to budding author to see their compositions printed. Maher college magazine annually is a very important, useful and informative activity of the college is the publication of Maher A College magazine is the mirror of college life. It reflects the literary, educational, cultural and sport activities going on in the college. The important events celebrated in the college during an academic session. A college magazine is a periodical publication is often published once in a year under the name of 'Maher' It shows the activities of student teachers in the field of their extracurricular enthusiasm and their academic ventures, that is why every student teachers looks forward for its publication and contributes to it.

Objectives

- 1. To unify the college spirit.**
- 2. To encourage desirable college activities.**
- 3. To make available authentic information regarding the college students, parents, old students and other educational activities.**
- 4. To provide opportunity for creative work and self expression.**

Outcome- Magazine can prove very helpful to the teachers, parents. This magazine is given to all student teachers, our staff, Panchayat samiti, Nagar Parishad , to our mother institute Shri Swami Vivekanand Shikshan Sanstha, practicing schools, Shivaji University , visitors. Maher appreciates communication among all the units social issues ,educational issues, social reforms, educational thinkers.



Maher magazine



gauri
Principal,
Sansthamata Sushiladevi Salunkhe
Mahila Shikshanshasttra Mahavidyalaya,
Tasgaon, Dist. Sangli, Pin. 416 312.